



SNOW BLOWER

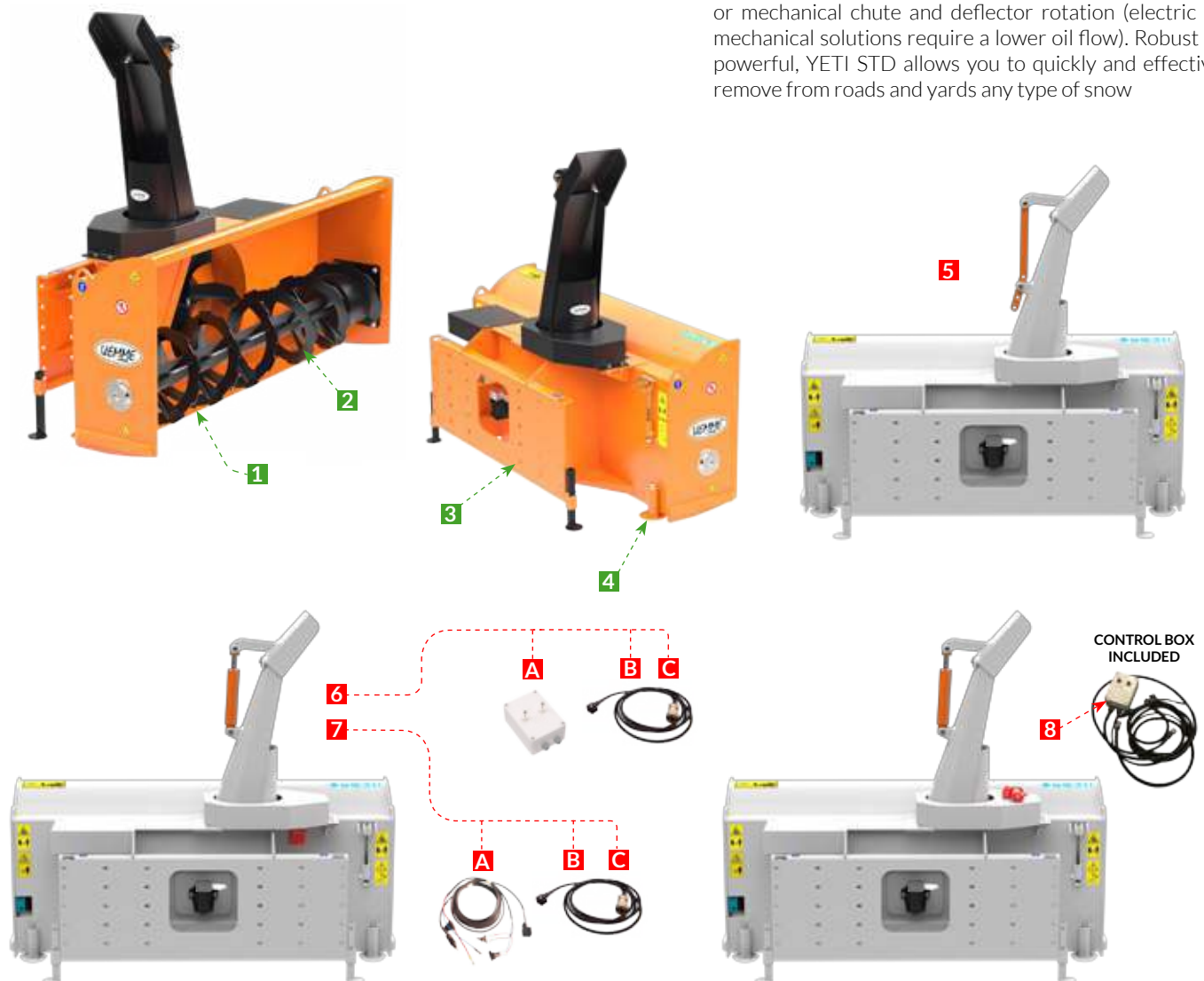
YETI STD



TECHNICAL SPECIFICATIONS

- 1 Bolted hardened steel cutting edge
- 2 Ice breaker helices in Hardox®
- 3 Set up for bolted linkage plate
- 4 Side adjustable slides

DESCRIPTION

Hydraulic double stage frontal snow blower standard equipped by **ice breaker helices in HARDOX®** metal ensuring strong resistance at wears that may occur from the attrition of rocks mixed to the snow while at work. Each model can be set up with hydraulic either electric or mechanical chute and deflector rotation (electric and mechanical solutions require a lower oil flow). Robust and powerful, YETI STD allows you to quickly and effectively remove from roads and yards any type of snow






MODELS		YETI 1600 STD	YETI 1800 STD	YETI 2100 STD
Working width	mm	1550	1750	2050
Total width	mm	1590	1790	2090
Weight without linkage	Kg	494	506	524
1 st and 2 nd stage helices Ø	mm	560/860	560/860	560/860
Frontal height	mm	780	780	780
Minimum-maximum oil flow	l/1'	65 - 90	65 - 90	65 - 90
Minimum-maximum pressure	bar	170 - 215	170 - 215	170 - 215
Chute rotation angle	°	264	264	264
	Tons	3÷4,5	4,5÷6	6÷12
	Tons	3,5÷4,5	4,5÷6	6÷12

FUNCTIONS SET UP

- 5 Mechanical** chute and flap regulation
- 6 3 lines hydraulic** chute and flap regulation
 - A** 2 levers manipulator
 - B** 8 pins connector
 - C** 14 pins connector
- 7 5 lines hydraulic** chute and flap regulation
 - A** Standard electrical kit
 - B** 8 pins connector
 - C** 14 pins connector
- 8 Electrical** chute and flap regulation

LINKAGE SYSTEMS

-  Universal linkage for Skid-Steer Loader
-  Non universal linkage for Skid-Steer Loader
-  W.Loaders, Backhoe L. & Telehandlers linkage

APPLICATIONS

- ROAD MAINTENANCE
- VIABILITY RESTORING
- SNOW REMOVAL FROM URBAN AND EXTRAURBAN ROADS

