




CONSTRUCTION LINE **BC**

MIXING BUCKET



CHAIN TENSIONING SYSTEM

CENTRAL EXHAUST
for better mixing.
Hydraulic opening of the nozzle

BOLTED AND INTERCHANGEABLE ATTACHMENT PLATE FOR BC MODELS
fixed and only for universal mini shovel for BC-SK models

BUCKET BOTTOM IN STRENX
for better wear resistance

HARDOX BOLTED AND INTERCHANGEABLE BLADES FOR BC MODELS
welded for BC-SK models

ROBUST BEARINGS
with fat rope protections to prevent wear

The mixing bucket is used to quickly and **easily produce concrete on site**. The filling of the material can be done using the mixing bucket as a classic bucket, or by manually loading the material.

The **auger** works by mixing the mixture towards the center of the bucket, thus obtaining an **excellent mixing quality**.

The **unloading** of the mixed compound takes place through an **outlet in the center of the bucket**, which can be opened and closed hydraulically. The concrete casting is then directed by means of a **flexible tube**, supplied as standard, according to requirements, then the **concrete jet** is directed according to the needs.

The **high strength and wear resistance** is certainly the strong point of the GF Gordini mixing bucket, which makes it unique in its kind, as special steels are used (Hardox 450 for the auger and Strenx 700 for the bottom of the bucket). The renewed **system for adjusting the tension of the trans-**

mission chain allows to reduce maintenance interventions on the mixing bucket to a minimum.

In the BC models the **attachment plate** is bolted and interchangeable to ensure a high versatility of the bucket, which can be **mounted and used on different operating machines** with different attachments.






The front **protection grid** can be hinged manually and once closed it is secured by two pins to prevent it from being opened incorrectly during operation.

On request it is possible to have the **hydraulic opening** of the front grid, by means of two hydraulic cylinders or **gas shock absorbers** to facilitate manual opening.

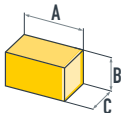
For absolute safety, it is possible, on request, to mount a **hydraulic valve which intervenes on the auger** and blocks it when the front grille is open; and allows the movement of the screw only once the grid is closed.




Mixing bucket

Model	BC 150	BC 200	BC 250	BC 300	BC 350	BC 500	BC 700	BC 900	
Technical data	um								
Bucket width	mm	1000	1250		1450	1650	1750	2000	
Overall width	mm	1100	1340	1390	1590	1790	1900	2150	
Oil flow min-max	lt/min	20-40		25-40	30-50	35-60	60-80	80-120	120-180
Oil pressure min-max	bar	170-200				180-200	200-240	200-280	
Maximum capacity	lt	150	200	250	300	350	500	700	900
Weight standard config.	kg	260	295	350	380	420	500	730	850
Total weight at maximum capacity	kg	620	775	950	1100	1260	1700	2530	3250
	ton	-	2,5-4,5	3,0-4,5	3,5-5,3	4,0-5,8	4,5-6,0	-	-
	ton	-	2,0-4,0	3,0-4,0	3,5-4,5	4,0-5,5	4,0-7,0	6,5-9,0	8,5-12,0
	ton	1,5-3,5	4,0-6,0	3,0-4,5	3,8-5,0	4,5-6,0	6,0-8,0	7,0-10,0	9,0-12,0
	ton	3,5-5,5	4,0-6,0	5,0-7,0	6,0-8,0	7,0-9,0	7,5-10,0	8,0-11,6	10,6-15,2
	ton	4,0-7,0	6,8-8,5	8,0-10,0	9,0-12,0	11,0-15,0	14,0-19,5	18,0-24,0	22,5-28,5

Overall size in standard configuration	A cm	110	134	134	159	179	179	189	214
	B cm	60	60	68	68	68	75	96	98
C cm	75	75	81	81	81	90	103	106	



Mixing bucket for skid-steer loader

Model	BC 200 SK	BC 250 SK	BC 300 SK	BC 350 SK	
Technical data	um				
Bucket width	mm	1250	1250	1450	1650
Overall width	mm	1340	1390	1590	1790
Oil flow min-max	lt/min	25-40		30-50	35-60
Oil pressure min-max	bar	170-200			180-200
Maximum capacity	lt	200	250	300	350
Weight standard config.	kg	295	325	350	385
Total weight at maximum capacity	kg	775	925	1070	1225
	ton	2,5-4,5	3,0-4,5	3,5-5,3	4,0-5,8

Overall size in standard configuration	A cm	134	134	159	179
	B cm	60	68	68	88
C cm	75	81	81	81	

