

# 58zT



Concrete solutions. Always.

Engine V2607-CR-T

Engine power 44,3 kW - 60,2 HP

Transport weight 5.440 kg

 **EUROCOMACH**<sup>®</sup>

# 58zT

Transport weight with cabin (without bucket and operator)	kg	5.440
Operating weight ISO 6016 with cabin (with bucket 155 kg and operator 75 kg)	kg	5.670
Travelling speed (AUTO TWO SPEED)	km/h	1a: 0 ÷ 2,5 / 2a: 0 ÷ 4,5
Slew speed	rpm	11

## ENGINE

Type	KUBOTA V2607-CR-T - STAGE 5	
Max. Power (2.200 rpm)	kW - HP	44,3 - 60,2
Displacement	cc	2.615
Number of cylinders	n°	4
Cooling	Liquid	
Consumption	lt/h	7,6
Alternator	V (A)	12 (60)
Battery	V (Ah)	12 (95)

## HYDRAULIC SYSTEM

Circuit Type	Load Sensing closed center system with "Flow Sharing" control valve	
Pump type	1 LS variable pump + 1 gear pump	
Pump displacement	cc	65 + 14,5
Pump capacity	lt/min	129 + 28,8
Max. circuit calibration pressure	bar	280
Auxiliary system (max pressure): AUX 1 single or double effect with priority	lt/min (bar)	80 (280)

## PERFORMANCES

Max. digging depth with standard arm (optional arm)	mm	3.400 (3.570)
Max. dumping height with standard arm (optional arm)	mm	3.950 (4.050)
Bucket breaking force (standard arm) ISO 6015	daN	5.300
Arm breaking force (standard arm) ISO 6015	daN	2.800 (2.600)
Traction force	daN	5.500
Specific ground pressure	kg/cm <sup>2</sup>	0,33
Max. slope	60% - 30°	

## DIMENSIONS

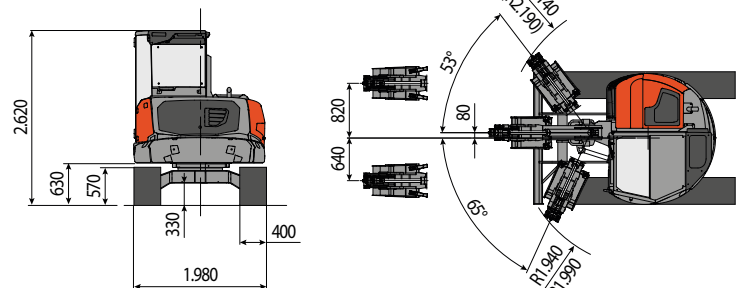
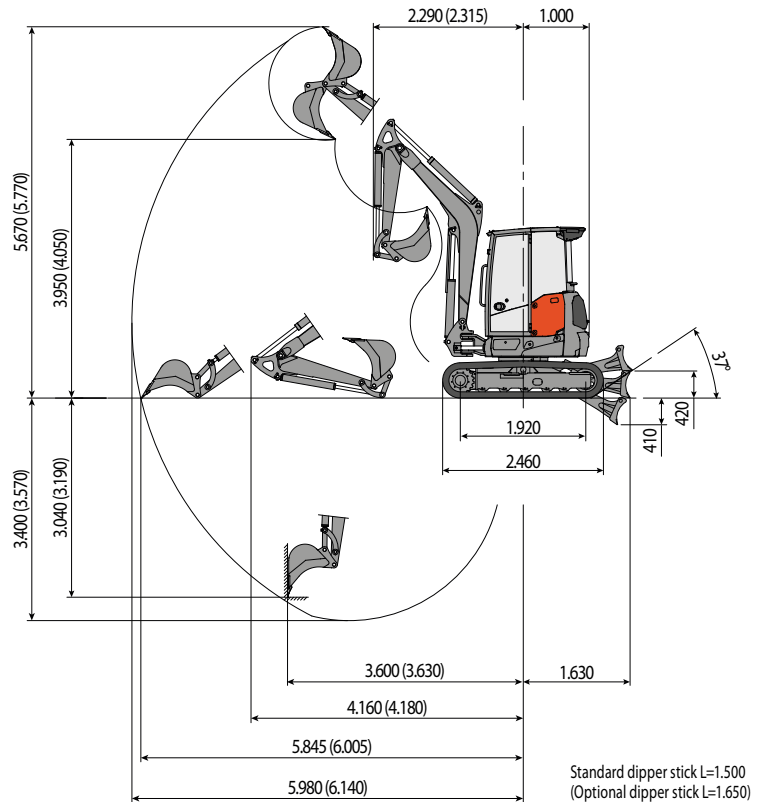
Maximum width	mm	1.980
Total height	mm	2.620
Rear rotation radius	mm	1.000
Digging arm length std (optional)	mm	1.500 (1.650)
Tracks width	mm	400
Rollers number (for each side)	n°	5/1

## FILLINGS

Fuel tank	lt	85
Hydraulic oil tank	lt	60
Hydraulic circuit capacity	lt	80
Cooling system capacity	lt	12
Engine oil	lt	10,2

## CONTROLS

Boom, dipper stick, bucket and turret swing	2 pilot joysticks
Tracks movement (included counter rotation)	2 pilot levers
Dozer blade	pilot lever
Priority auxiliary system with holding function AUX 1 (single or double effect)	electroproportional switch on right joystick
Boom swing	electroproportional switch on left joystick



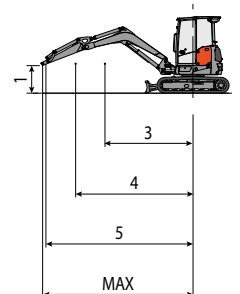
## LIFTING CAPACITY

Opening arm from the rotation's center (m) Lifting capacity (kg) at 1.0 m height

	3	4	5	MAX
Frontal and lowered dozer blade	*2.740	*1.820	*1.430	*1.390
Frontal and lifted dozer blade	1.490	980	700	680
Lateral	1.290	860	620	590

\* Indicates the hydraulic load limit.

The lifting capacity is based on the ISO 10567 and it does not exceed more than the 75% of static tipping load or more than the 87% of the hydraulic lifting capacity of the machine.



 **EUROCOMACH**