

90zT



Concrete solutions. Always.

Engine 4TNV98CT

Engine Power 53.7 kW - 73 HP

Operating Weight 9210 kg

 **EUROCOMACH**[®]

90zT

Transport weight with rubber tracks	kg	8880
Transport weight with steel tracks	kg	9280
Travel speed (AUTO TWO SPEED)	km/h	1a: 0 ÷ 2,6 / 2a: 0 ÷ 5,2
Upper frame rotation speed	rpm	9.5

ENGINE		
Type	Yanmar 4TNV98CT Stage V - Tier 4 Final	
Max. Power (2.100 rpm)	kW - HP	53.7 - 73
Displacement	cc	3319
Cylinders	n°	4
Cooling	Liquid	
Fuel consumption (65% max power)	l/h	9.3
Alternator	V (A)	12 (80)
Battery	V (Ah/A)	12 (100/900)

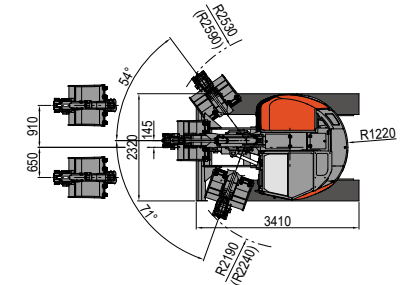
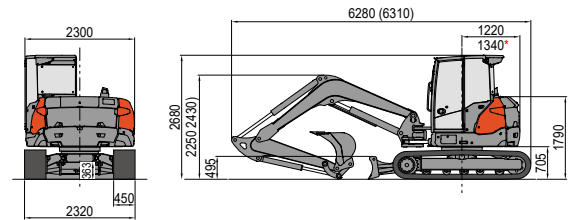
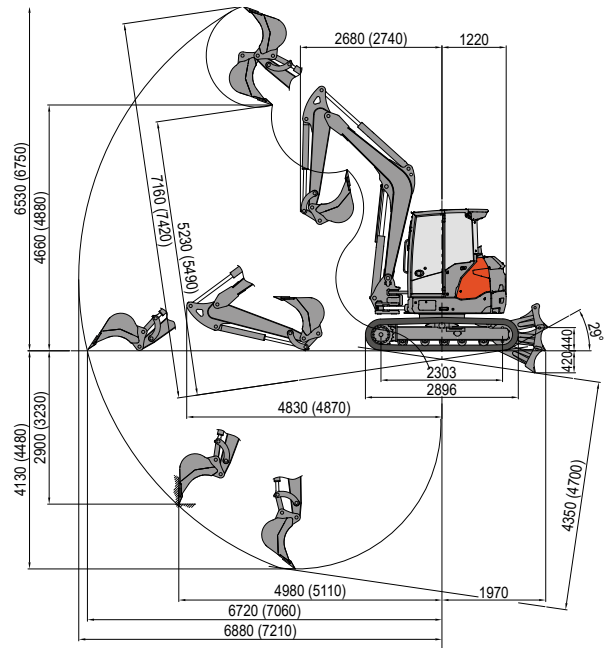
HYDRAULIC SYSTEM		
Circuit Type	eHPQ Rexroth system	
Pump type	1 electronic pump (EOC) with variable flow rate + 1 gear pump on engine PTO (FAN DRIVE)	
Pump displacement	cc	100 + 14
Pump capacity	l/min	192 + 27
Max. circuit calibration pressure	bar	290
Flow rate (max pressure) auxiliary system AUX1	l/min (bar)	100 (200)
Flow rate (max pressure) auxiliary system AUX2	l/min (bar)	70 left - 90 right (290)
Flow rate (max pressure) auxiliary system AUX3	l/min (bar)	50 left - 50 right (250)

PERFORMANCES		
Digging depth with standard arm (long arm)	mm	4130 (4480)
Max. dumping height with standard arm (long arm)	mm	4660 (4880)
Bucket breaking force ISO 6015	daN	6300
Standard arm breakout force ISO 6015 (long arm)	daN	4350 (3850)
Traction force	daN	7960
Specific ground pressure	kg/cm ³	0.40
Max. slope	% / °	60 / 30

DIMENSIONS		
Max. width	mm	2320
Total height with FOPS level 2 (without)	mm	2760 (2680)
Rear rotation radius	mm	1220
Digging arm length std (optional)	mm	1760 (2110)
Tracks width	mm	450
Rollers number (for each side)	n°	5/1 (rubber track) 6/1 (steel track)

FILLINGS		
Fuel tank	lt	105
Hydraulic oil tank	lt	85
Hydraulic system capacity	lt	135
Cooling system capacity	lt	23
Engine oil	lt	10

CONTROLS	
Boom, dipper stick, bucket and upper frame swing	2 CAN-bus electronic joysticks
Tracks movement (included counter rotation)	2 CAN-bus electronic levers
Dozer blade	1 CAN-bus electronic joystick
AUX1 auxiliary system	1 CAN-bus electronic roller on right joystick
AUX2 auxiliary system	1 CAN-bus electronic roller on right joystick
AUX3 auxiliary system	1 CAN-bus electronic roller on left joystick
Boom swing	1 CAN-bus electronic roller on left joystick



LIFTING CAPACITY

Opening arm from the rotation's center (m) Lifting capacity (kg) at 1 m height

	3	4	5	MAX
Frontal and lowered dozer blade	*5610	*3520	*2680	*2290
Frontal and lifted dozer blade	3250	2110	1520	1200
Lateral	2540	1710	1250	990

* Indicates the hydraulic load limit.

The lifting capacity is based on the ISO 10567 and it does not exceed more than the 75% of static tipping load or more than the 87% of the hydraulic lifting capacity of the machine.

