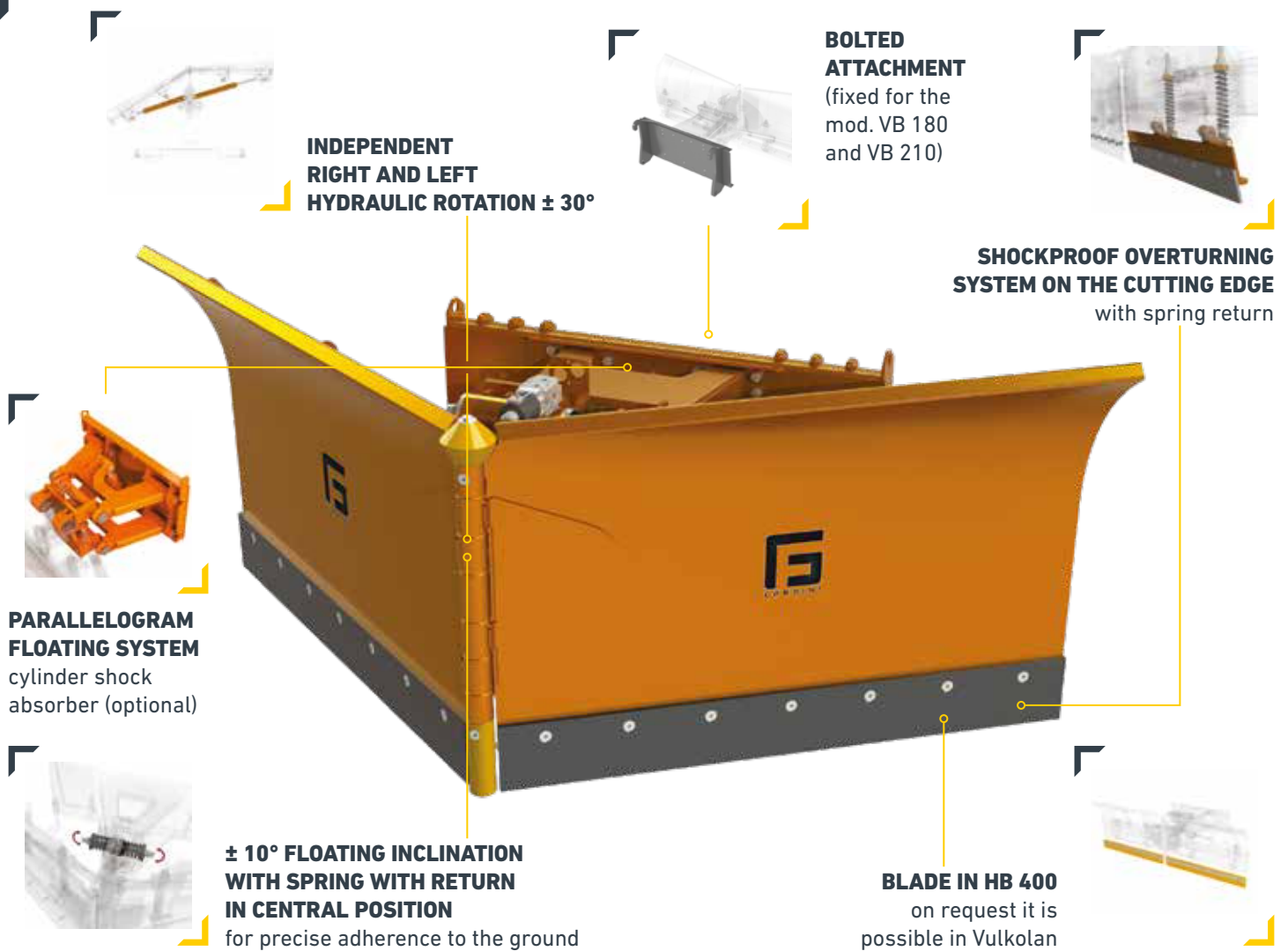




SNOW LINE **VB**

SNOW V BLADE



The snow v blade is used to **clear snow** from yards, car parks, courtyards, sports facilities and roads and is a fundamental piece of equipment for road traffic and winter maintenance.

The innovative and safe **anti-shock tilting system** on the spring knife, with return to the original position, guarantees **absolute safety for the operator** and for the **integrity** of the equipment and the **machine in the event of a collision** with an obstacle during work. Furthermore, the antishock system is **divided into sectors**, thus allowing only the sector concerned to rise, thus continuing to collect snow from the other sectors.

The independent $\pm 35^\circ$ **angle of the two wings is hydraulically controlled** as standard for all models, and allows the share to work in a straight, "spoon" or "V" position, depending on the needs.

The **spring oscillation system** is $\pm 10^\circ$ and guarantees the snow v blade to **follow the ground faithfully** so as not to lose efficiency in snow removal even on uneven or inclined

surfaces.

In the VB 240, VB 270, VB 280, VB 300, VB 320 models, the **attachment plate is bolted and interchangeable** to ensure a **high versatility** of the share, which can be mounted and used on different operating machines with different attachments.





All models, supplied as standard, **have a bolted and easily replaceable wear-resistant steel cutting edge**; on request it is possible to supply the cutting edge in Vulkolan, a plastic material that allows not to damage the road or industrial surface and is particularly suitable for example when working in historic centers.

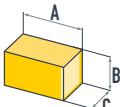
On request, it is possible to install **wheels or skids** for greater stability of the blade, and the **clearance light kit** (present as standard in the VB 280, VB 300, VB 320 models).

The snow v blade can be completed with the **parallelogram floating system** on the ploughshare frame, particularly useful when the **road surface is not flat**.



Model	VB 180	VB 210	VB 240	VB 270	VB 280	VB 300	VB 320
-------	--------	--------	--------	--------	--------	--------	--------

Technical data	um							
Working width with straight blades	mm	1800	2100	2400	2700	2800	3060	3260
Working width with angled blades (E, F, G)	mm	1490	1730	1990	2230	2260	2450	2635
Blades height (A)	mm	750		940		1015		
Max oil pressure	bar	240						
Weight standard configuration	kg	360	400	580	620	710	760	810
Max height can be exceeded (B)	mm	120		130		140		
C	mm	1210		1430		1450		
Floating tilt spring type		±10°						
Hydraulic right/left blade rotation	mm	±35°						
	ton	1,6-2,2	2,0-3,2	3,0-4,2	3,8-4,8	-	-	-
	ton	2,0-3,0	2,9-4,2	3,8-4,8	4,2-5,4	5,2-7,0	6,4-8,2	7,6-8,8
	ton	3,0-3,8	3,2-4,6	4,2-5,4	4,8-5,8	5,6-7,8	7,0-8,6	7,4-9,0
	ton	-	4,0-5,0	4,4-5,4	4,8-5,8	5,2-6,8	5,8-8,0	6,8-9,0

	Overall size in standard configuration	A cm	180	210	240	270	280	306	326
		B cm	75	75	94	97	102	102	102
		C cm	112	112	133	133	135	135	135

SIDELIGHTS KIT: Optional for mods. VB180 / VB210 / VB240 / VB270 | standard for mods. VB280 / VB300 / VB320

WORKING DIMENSIONS

